

SHA-24

HORN / STROBE



Key Features

- Weatherproof design for outdoor or washdown installations
- 24 VDC operation (16-33V range)
- Separate horn and strobe circuits allow for multiple wiring configurations
- High intensity intermittent strobe flash
- Blue, amber, red, or clear strobe lenses available
- Field selectable horn tone – continuous, temporal, or chime pattern
- Corrosion, weather, and chemical resistant enclosure for washdown areas
- Labeled for ammonia, but sticker can be removed for use with other gases

HIGH VISIBILITY IN A WEATHER-PROOF PACKAGE. THE PERFECT ADDITION TO YOUR GAS DETECTION SYSTEM.

The SHA series horn/strobe is designed to provide audible/visual signal for life safety and property protection. The SHA-24 meets or exceeds NFPA/ANSI standards and UL464/UL1638.

The horn provides either a continuous tone or a temporal pattern tone. The horn and strobe can be connected independently or in unison. The horn can be silenced while the strobe remains flashing.

The SHA series horn/strobe is housed in a durable poly enclosure, able to withstand weather and washdown environments. A weatherproof mounting backbox is included.

SPECIFICATIONS

Due to ongoing research and product improvement, specifications are subject to change

STROBE INTENSITY: 65 Candela

SOUND OUTPUT: 99 dB @ 10 ft

FLASH RATE: 1 flash per second

SUPPLY VOLTAGE: +24 VDC (16-33V) @ 150 mA using default settings

OPERATING TEMPERATURE: -40°F to +150°F

DIMENSIONS: 6" X 7" X 5" (H x W x D)

ENCLOSURE RATING: IP65 / NEMA 4X

APPROVALS: UL1638

Designed to meet or exceed ANSI/NFPA

Configurations

All units labeled "Ammonia" unless otherwise specified.

Order #: [SHA-24-Blue](#)
[SHA-24-Amber](#)
[SHA-24-Red](#)
[SHA-24-Clear](#)



Wiring Diagram

The SHA-24 can be wired to operate the horn and strobe together or as two individual circuits.

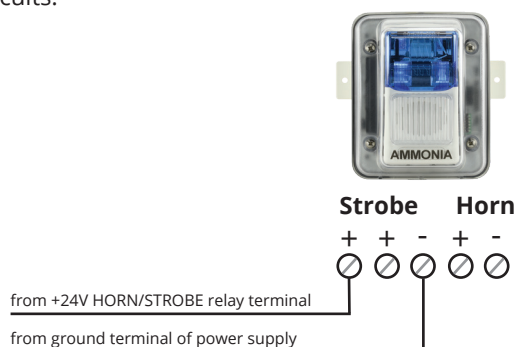


Figure 1
Strobe and Horn to operate together
(with dipswitches 1 and 2 ON)

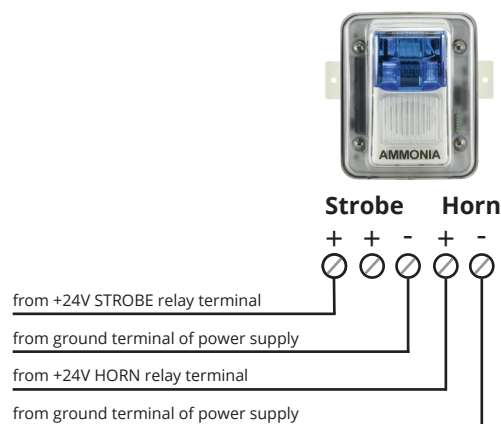


Figure 2
Strobe and Horn to operate independently
(with dipswitches 1 and 2 OFF)

Dipswitch Settings

The SHA-24 is shipped with default settings for 4-wire operation and optimal horn settings. The following describes the dipswitch settings.

Horn/strobe operation:

- 1 and 2 ON = Horn/strobe on 2 wires
- 1 and 2 OFF = Horn and Strobe on 4 wires

Volume:

- 6 ON = High
- 6 OFF = Low

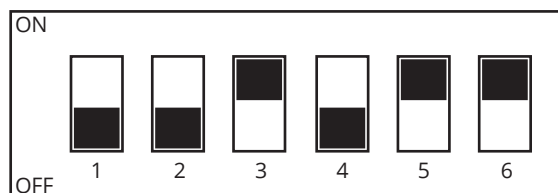


Figure 3
default settings

Tone Settings

Tone	Switch Position		
	3	4	5
Mechanical Temporal 3	ON	ON	ON
Mechanical Continuous	OFF	ON	ON
2400 Hz - Temporal 3	ON	OFF	ON
2400 Hz 0 Coninuous	ON	ON	OFF
Chime - Terminal 3	OFF	ON	OFF
Chime - Continuous	OFF	ON	OFF
Whoop	ON	OFF	OFF
Whoop	OFF	OFF	OFF

*100 dB based on anechoic rating using default switch settings as shown. Anechoic dBA is measured on axis in a non-reflective (free field) test room using fast meter peak response. Reverberant dBA is a minimum UL rating based on sound power measurements in a reverberant test room.